

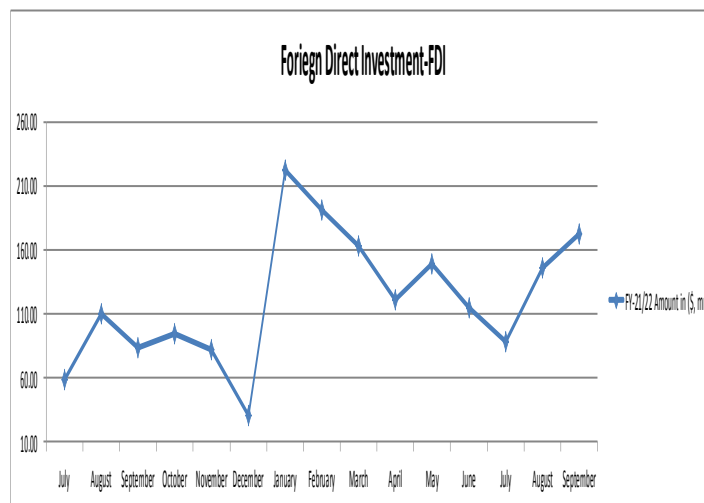
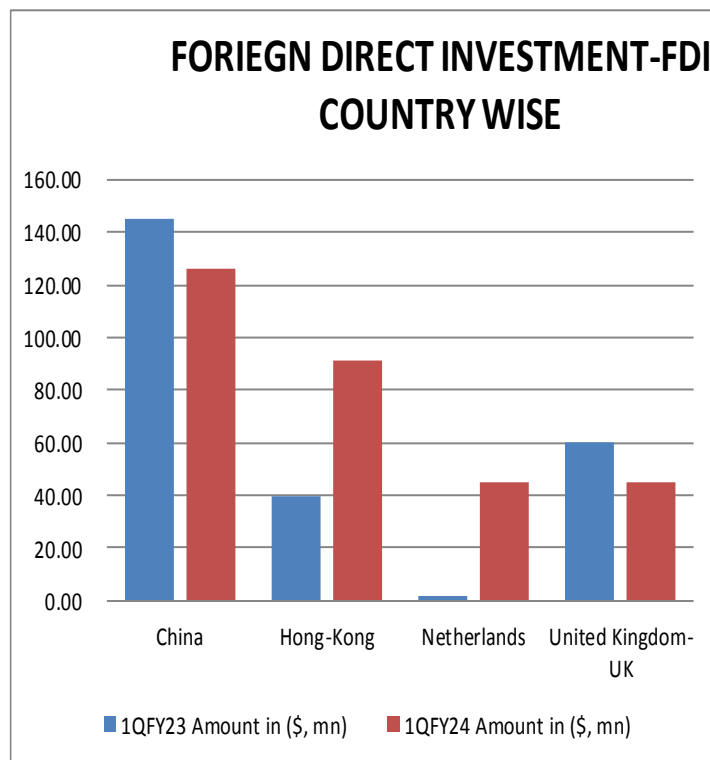
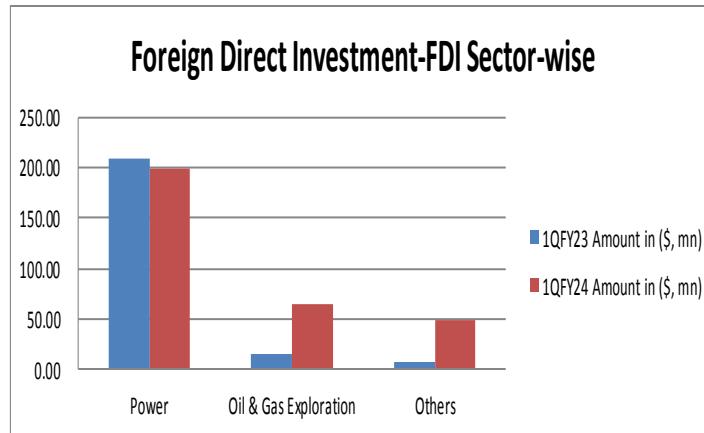
24<sup>th</sup> October 2023

**DAILY MARKET REVIEW**

KEY PAKISTAN STATS & ECONOMIC INDICATORS			
Items	Period	Unit	Figure
<b>Foreign Exchange-FX-Reserves</b>			
FX-Reserves-WoW	13-Oct-23	USD bn	12.912
FE-25 Import Financing	Sep, 2023	USD bn	1.25
SBP Forward/Swap Position	Aug, 2023	USD bn	(4.58)
Net International Reserves-NIR (EST)	13-Oct-23	USD bn	(27.07)
Kerb USD/PKR-Buying/Selling Avg. Rate	24-Oct-23	Rs	280.50
Real Effective Exchange Rate-REER	Aug, 2023	Rs	90.12
Net Roshan Digital Account-RDA	Sep 20 to 1QFY24	USD bn	1.14
<b>Consumer Price Index-CPI</b>			
Sensitive Price Index-SPI-WoW	19-Oct-23	bps	278.04
CPI (YoY)	Sep, 2023	%	31.40
CPI- (MoM)	Sep, 2023	%	2.00
CPI-Urban-YoY	Sep, 2023	%	29.70
CPI-Rural-YoY	Sep, 2023	%	33.90
PAK CPI-YoY minus US CPI-YoY	31.40%-3.70%	%	27.70
<b>Broad Money Supply-M2 Growth:</b>			
M2 Growth-YoY	1 Jul 23 To 6 Oct 23	%	(0.78)
Net Govt. Sector Borrowing	1 Jul 23 To 6 Oct 23	Rs trn	1.33
GOVT. Borrowing for budgetary support from SBP	1 Jul 23 To 6 Oct 23	Rs trn	1.52
Private Sector Credit-PSC	1 Jul 23 To 6 Oct 23	Rs bn	(291.08)
Govt. Foreign Commercial Banks Borrowing	2MFY24	USD bn	0.00
<b>Policy Rate-PR</b>			
SBP Policy Rate	FY-24 YTD	%	22.00
SBP O/N REPO & Reserve REPO Rate	Floor & Ceiling	%	21.00-23.00
SBP PR minus USD FED Fund Rate	22.00%-5.50%	%	16.50
1-Year KIBOR minus 1-Year LIBOR	22.66-6.04%	%	16.62
<b>FX-Economic Data</b>			
Foreign Direct Investment-FDI	1QFY-24	USD bn	402.30
Home Remittance	1QFY-24	USD bn	6.329
Trade Bal-S/(D)	1QFY-24	USD bn	(6.13)
CAB-S/(D)	1QFY-24	USD mn	(947.00)
<b>Special Convertible Rupee Account-SCRA</b>			
SCRA-Cumulative inflow/(outflow)	July 23 till date	USD bn	15.27
SCRA-MTB+PIB inflow/(outflow)	July 23 till date	USD bn	0.00
<b>Govt., Circular Debt &amp; External Liabilities</b>			
Govt. Domestic Debt & Liabilities	As at 30-6-2023	Rs trn	39.65
External Debt	As at 30-6-2023	USD bn	124.296
Central Govt. Debt (Domestic + External)	As at 30-6-2023	Rs trn	60.839

**ECONOMIC DATA**

## ✓ Foreign Direct Investment-FDI for 1QFY24



Interbank READY Rates- PKR-Rs 24-Oct-23			
Open	279.25	Last Day Close-LDC	
High	279.50		
Low	279.25	<b>279.12</b>	
Close	279.35		
DAILY USD/PKR SWAP YIELDS-%			
PERIOD	SWAP	Change in Premiums	Swap Implied PKR Yield
1-Week	(0.1250)	0.0673	2.83%
2-Week	(0.1250)	0.0596	4.09%
1-Month	(0.0750)	0.0790	5.13%
2-Month	0.0500	0.0314	5.66%
3-Month	1.0000	(0.0307)	7.09%
4-Month	2.3750	0.0142	8.25%
5-Month	3.6250	0.2201	8.89%
6-Month	6.0000	0.9165	10.20%
9-Month	8.5000	0.1988	10.01%
1-Year	11.5000	(0.0405)	10.12%
MONEY Market-MM Over-Night-O/N Rates-% 24-Oct-23			
Open	22.00	Last Day Close-LDC	
High	22.25		
Low	21.75	<b>21.90</b>	
Close	22.00		
KIBOR AND PKRV RATES (%) 23-Oct-23			
Tenor	KIBOR-%	PKRV Rates-%	
1-M	21.62	21.77	
3-M	21.76	21.69	
6-M	21.82	21.79	
12-M	21.77	21.78	
Pakistan Investment Bonds-PIB's			
Period	3-Oct-23	24-Oct-23	
	Cut Off Yields-%	Bid-%	Ask -%
3-Yrs	19.1900	18.00	17.50
5-Yrs	16.9500	15.75	15.25
10-Yrs-Fixed *	15.2500	15.21	
15-yrs*	-	15.08	
20-yrs*	-	15.02	
Market Treasury Bills-MTB			
Tenor	19-Oct-23	24-Oct-23	
	Cut Off Yields-%	Bid-%	Ask-%
3-M	22.2000	21.80	21.60
6-M*	22.3999	21.79	
12-M*	22.4000	21.78	

Note: \* The secondary yields for 6, 12 & 10, 15 & 20-yrs Bonds are not available, so instead of leaving it blank, we inputted PKRV Rates.